

Wear and Corrosion Resistance


The free-floating guided lever mechanism prevents excessive wear due to friction. Stainless steel construction provides years of durable, corrosion free service.

Virtually No Steam Loss

Steam does not reach the water-sealed discharge valve.

Dependable Operation

The simple direct operation of the bucket eliminates sticking, binding or clogging. As the valve opens, air and condensate are trapped and removed.



Flange for 360° Universal 304 Stainless Steel Connector.

The flanged stainless steel connector provides easy in-line replacement. The 2022C is also available with Armstrong's IS-2 integral connector with integral strainer.

Continuous Air and CO₂ Venting

The vent in the top of the bucket provides continuous air and CO₂ venting with no loss of steam temperature, threat of air binding or steam loss.

DESCRIPTION

Using 360° universal connector, we can install the model 2022C Inverted Bucket steam trap in any piping configuration with "little or no piping" to achieve very good efficiency and long service life. The reliability of the trap is also ensured, due the operating principle of inverted bucket and with the benefits of an all stainless-steel construction. The prominent features of IB 2022C includes,

- Sealed and tamper-proof package
- Compact and lightweight trap
- Continuous air venting
- The ability to withstand freeze-ups without any damage
- Exceptionally corrosion resistant
- **Free from Dirt Accumulation** - As the condensate flows under the bottom edge of the bucket, it keeps the collected sediments and sludge suspended on them, until they are discharged along with the condensate. Since the valve orifice opens wide and closes tightly, there will be no accumulation of dirt and scale formation at closing clearances.
- **Resistance to Damage from Water Hammer** - The trap is designed to prevent the open bucket or float from collapsing during water hammering.
- **Excellent operation against Back Pressure** - Since the trap operation is governed by the difference in density of steam and water, back pressure in the return line will have no effect on the trap operation during condensate discharge.

2022C steam trap combines the benefits of being, Energy efficient and Ease of installation and replacement, resulting in cost reduction to the user. Combining with the trap, the 360° universal connector provides a quick, easy in-line replacement solution along with all proven advantages of inverted bucket operation.

2022C IB Steam trap is also available with optional accessories as mentioned below:

- IS-2 connector with integral strainer, with or without blow-down valve
- TVS4000 with strainer, inlet/outlet isolation valve, test and blow-down valve.

CONNECTIONS

Screwed NPT and BSPT
Socket weld
Flanged (Consult Factory)

LIST OF MATERIALS

| | |
|------------------|--------------------------------|
| BODY | ASTM A351 GR.CF8M |
| CAP | ASTM A351 GR.CF8M |
| SEAT | ASTM A564 TYP 630 COND H900 |
| VALVE | (OR) ASTM B348 GR 5 |
| BUCKET | 304 STAINLESS STEEL |
| CONNECTOR GASKET | GRAPHITE + 304 STAINLESS STEEL |
| INTERNALS | STAINLESS STEEL |
| FLANGE | ASTM A - 105N |

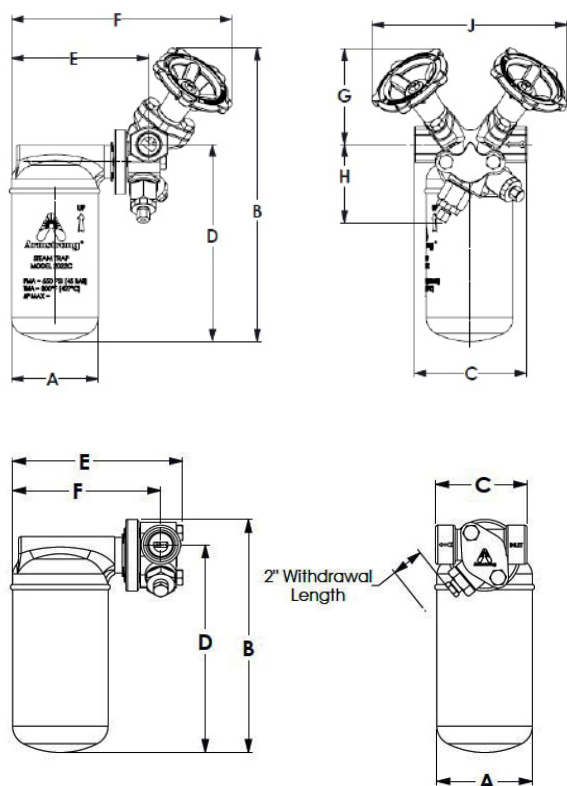
MAXIMUM OPERATING CONDITIONS

Maximum Allowable Pressure (Vessel):
- 650 psig @ 600° F [44.8 barg AT 315° C]
- 600 psig @ 800° F [41.3 barg AT 427° C]

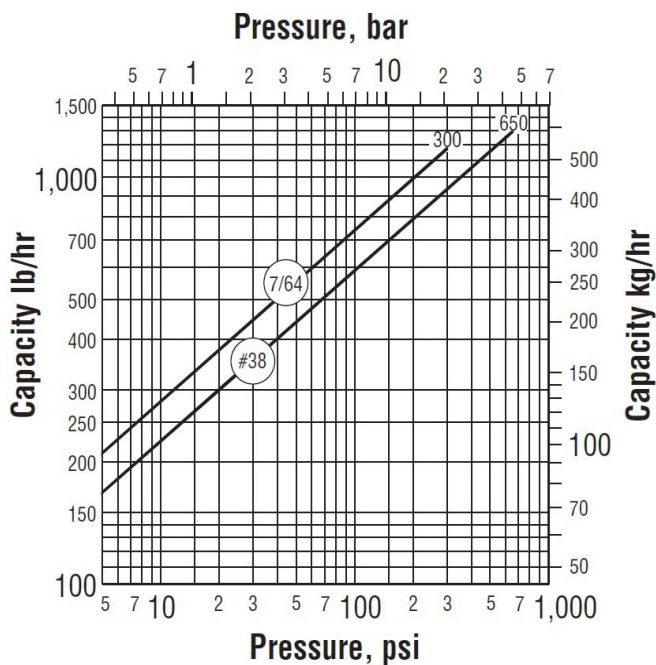
Maximum Operating Pressure:
- 650 psig (44.8 barg)



Dimensions



Model 2022C Capacity



NOTE: Allow 2-1/2" clearance for Trap installation and removal for all connectors.

| Model 2022C | | | | |
|---|--------------------------|-------------------|------------------------------|------------------|
| Pipe Connections | IS2 Connector with 2022C | | TVS4000 Connector with 2022C | |
| | in 1/2, 3/4 | mm DN15, DN 20 | in 1/2, 3/4 | mm DN15, DN20 |
| "A" Diameter | 3.7 | 94 | 3.7 | 94 |
| "B" Height | 8.9 | 227 | 12.8 | 325 |
| "C" (Face to Face) | 3.5 | 89 | 4.7 | 120 |
| "D" Bottom to Centre | 8.0 | 203 | 8.3 | 211 |
| "E" Outside to Bolt | 6.5 | 165 | 5.8 | 147 |
| "F" Outside to Centre | 5.7 | 144 | 9.6 | 244 |
| "G" Connection CL to Top of connector | - | - | 4.5 | 114 |
| "H" Connection CL to Bottom of connector | - | - | 3.3 | 83 |
| "J" width across hand wheels (Valve open) | - | - | 8.8 | 223 |
| Test Port Connection | - | - | - | 1/4" NPT |
| Weight LB (kg) | 10.0 (4.5) | | 14.0 (6.5) | |